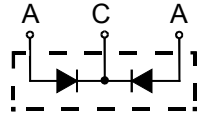



HUR6040PT

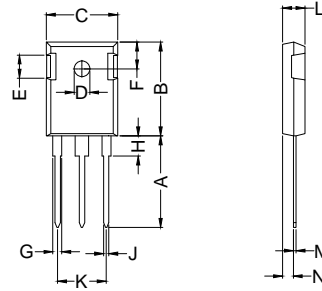
Soft Recovery Behaviour High-Performance Wide Temperature Range Ultra Fast Recovery Epitaxial Diodes



C(TAB)

A=Anode, C=Cathode, TAB=Cathode

Dimensions TO-247AD



Dim.	Millimeter		Inches	
	Min.	Max.	Min.	Max.
A	19.81	20.32	0.780	0.800
B	20.80	21.46	0.819	0.845
C	15.75	16.26	0.620	0.640
ØD	3.15	3.65	0.124	0.144
E	4.32	5.49	0.170	0.216
F	5.40	6.30	0.213	0.248
G	1.65	2.18	0.065	0.086
H	3.80	4.50	0.150	0.177
J	1.00	1.40	0.039	0.055
K	10.80	11.10	0.425	0.437
L	4.70	5.30	0.185	0.209
M	0.40	0.80	0.016	0.031
N	1.50	2.49	0.059	0.098

	V _{RSM} V	V _{RRM} V
HUR6040PT	400	400

Symbol	Test Conditions	Maximum Ratings	Unit
I _{FRMS} I _{FAVM}	T _C =140°C; rectangular, d=0.5	70 2 x 30	A
I _{FSM}	T _{VJ} =45°C; t _p =10ms (50Hz), sine	tbd	A
E _{AS}	T _{VJ} =25°C; non-repetitive; I _{AS} =tbdA; L=tbdµH	tbd	mJ
I _{AR}	V _A =1.5·V _R typ.; f=10kHz; repetitive	tbd	A
T _{VJ} T _{VJM} T _{stg}		-55...+175 175 -55...+150	°C
P _{tot}	T _C =25°C	165	W
M _d	mounting torque	0.8...1.2	Nm
Weight	typical	6	g



HUR6040PT

Soft Recovery Behaviour High-Performance Wide Temperature Range Ultra Fast Recovery Epitaxial Diodes

Symbol	Test Conditions	Characteristic Values		Unit
		typ.	max.	
I_R	$T_{VJ}=25^{\circ}\text{C}; V_R=V_{RRM}$ $T_{VJ}=150^{\circ}\text{C}; V_R=V_{RRM}$		250 1	uA mA
V_F	$I_F=30\text{A}; T_{VJ}=150^{\circ}\text{C}$ $T_{VJ}=25^{\circ}\text{C}$		1.11 1.46	V
R_{thJC} R_{thCH}		0.25	0.9	K/W
t_{tr}	$I_F=1\text{A}; -di/dt=300\text{A}/\mu\text{s}; V_R=30\text{V}; T_{VJ}=25^{\circ}\text{C}$	30		ns
I_{RM}	$V_R=100\text{V}; I_F=50\text{A}; -di_F/dt=100\text{A}/\mu\text{s}; T_{VJ}=100^{\circ}\text{C}$	5.5	6.8	A

FEATURES

- * International standard package
- * Planar passivated chips
- * Very short recovery time
- * Extremely low switching losses
- * Low I_{RM} -values
- * Soft recovery behaviour
- * $\bar{U}[\text{P}]/\bar{U}[\text{A}]$ t

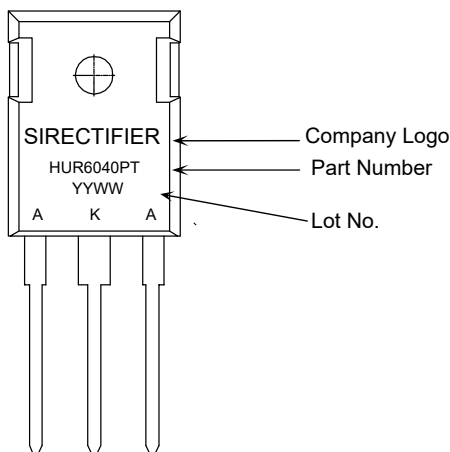
APPLICATIONS

- * Antiparallel diode for high frequency switching devices
- * Antisaturation diode
- * Snubber diode
- * Free wheeling diode in converters and motor control circuits
- * Rectifiers in switch mode power supplies (SMPS)
- * Inductive heating
- * Uninterruptible power supplies (UPS)
- * Ultrasonic cleaners and welders

ADVANTAGES

- * Avalanche voltage rated for reliable operation
- * Soft reverse recovery for low EMI/RFI
- * Low I_{RM} reduces:
 - Power dissipation within the diode
 - Turn-on loss in the commutating switch

MARKING



ORDERING INFORMATION

Part Number	Package	Shipping	Marking Code
HUR6040PT	TO-247AD	30pcs / Tube	HUR6040PT

Sirectifier®

HUR6040PT

Soft Recovery Behaviour High-Performance Wide Temperature Range Ultra Fast Recovery Epitaxial Diodes

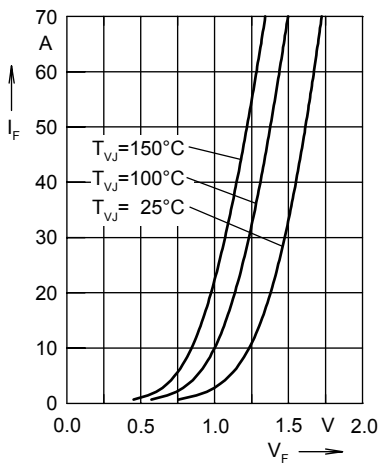


Fig. 1 Forward current I_F versus V_F

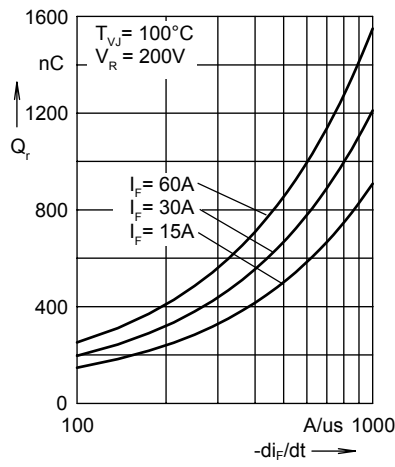


Fig. 2 Reverse recovery charge Q_r versus $-di_F/dt$

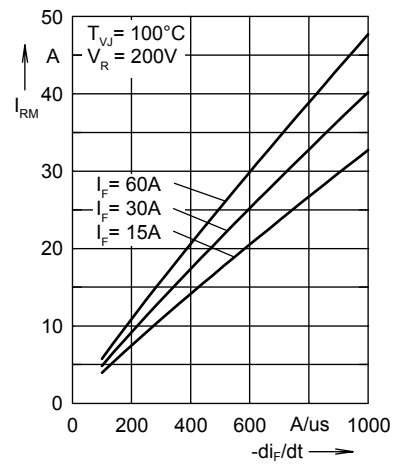


Fig. 3 Peak reverse current I_{RM} versus $-di_F/dt$

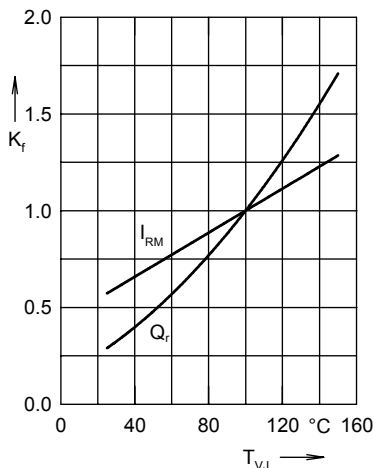


Fig. 4 Dynamic parameters Q_r , I_{RM} versus T_{VJ}

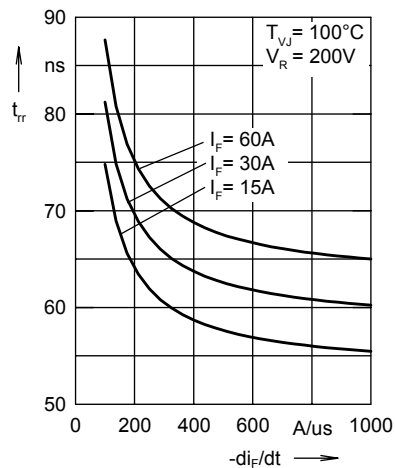


Fig. 5 Recovery time t_{tr} versus $-di_F/dt$

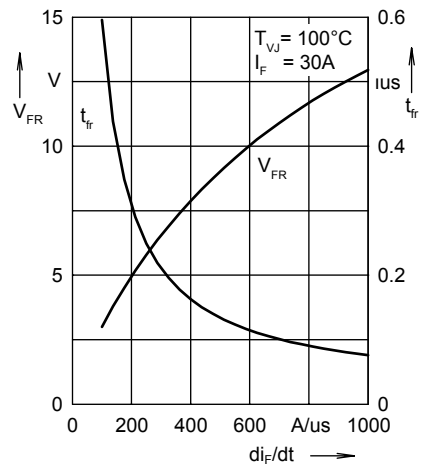


Fig. 6 Peak forward voltage V_{FR} and t_{tr} versus di_F/dt

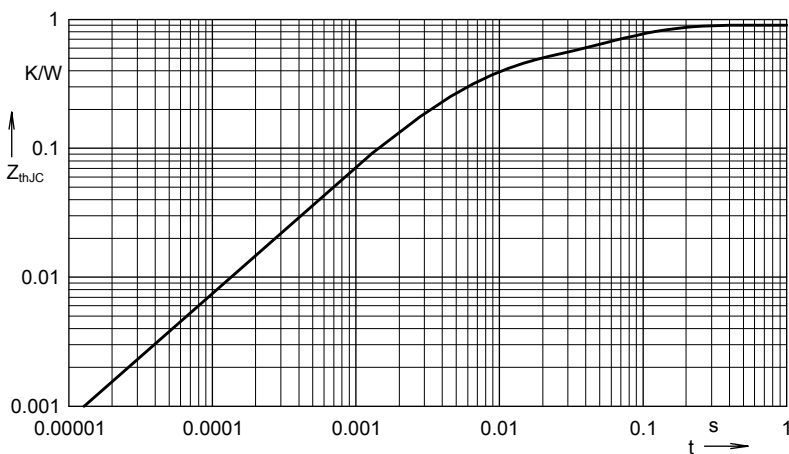


Fig. 7 Transient thermal resistance junction to case

Constants for Z_{thjC} calculation:

i	$R_{thi}(K/W)$	$t_i(s)$
1	0.465	0.0052
2	0.179	0.0003
3	0.256	0.0396