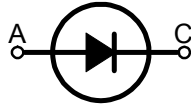



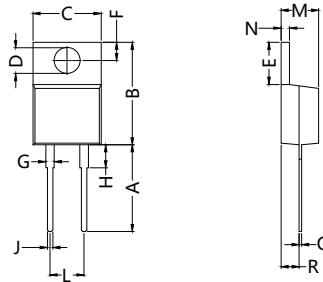
HUR1520, HUR1530, HUR1540

Soft Recovery Behaviour High-Performance Wide Temperature Range Ultra Fast Recovery Epitaxial Diodes



A=Anode, C=Cathode, TAB=Cathode

Dimensions TO-220AC



Dim.	Millimeter	
	Min.	Max.
A	12.70	13.97
B	14.73	16.00
C	9.91	10.66
∅D	3.54	4.08
E	5.85	6.85
F	2.54	3.18
G	1.15	1.65
H	2.79	5.84
J	0.64	1.01
L	5.05BSC	
M	4.32	4.82
N	1.14	1.39
Q	0.35	0.56
R	2.29	2.79

	V_{RSM} V	V_{RRM} V
HUR1520	200	200
HUR1530	300	300
HUR1540	400	400



Symbol	Test Conditions	Maximum Ratings	Unit
I_{FRMS} I_{FAVM}	$T_C=135^{\circ}C$; rectangular, $d=0.5$	35 15	A
I_{FSM}	$T_{VJ}=45^{\circ}C$; $t_p=10ms$ (50Hz), sine	140	A
E_{AS}	$T_{VJ}=25^{\circ}C$; non-repetitive; $I_{AS}=2.5A$; $L=180\mu H$	0.8	mJ
I_{AR}	$V_A=1.5 \cdot V_R$ typ.; $f=10kHz$; repetitive	0.3	A
T_{VJ} T_{VJM} T_{stg}		-55...+175 175 -55...+150	$^{\circ}C$
P_{tot}	$T_C=25^{\circ}C$	95	W
M_d	mounting torque	0.4...0.6	Nm
Weight	typical	2	g

HUR1520, HUR1530, HUR1540

Soft Recovery Behaviour High-Performance Wide Temperature Range Ultra Fast Recovery Epitaxial Diodes

Symbol	Test Conditions	Characteristic Values		Unit
		typ.	max.	
I _R	T _{VJ} =25°C; V _R =V _{RRM}		100	uA
	T _{VJ} =150°C; V _R =V _{RRM}		0.5	mA
V _F	I _F =15A; T _{VJ} =150°C		1.21	V
	T _{VJ} =25°C		1.68	
R _{thJC} R _{thCH}		0.5	1.6	K/W
t _{rr}	I _F =1A; -di/dt=100A/us; V _R =30V; T _{VJ} =25°C	30		ns
I _{RM}	V _R =100V; I _F =25A; -diF/dt=100A/us; T _{VJ} =100°C		2.7	A

FEATURES

- * International standard package
- * Planar passivated chips
- * Very short recovery time
- * Extremely low switching losses
- * Low I_{RM}-values
- * Soft recovery behaviour
- * RoHS compliant

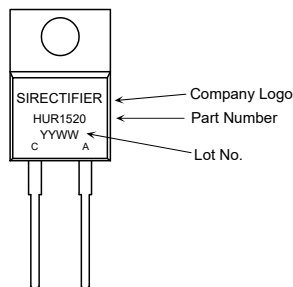
APPLICATIONS

- * Antiparallel diode for high frequency switching devices
- * Antisaturation diode
- * Snubber diode
- * Free wheeling diode in converters and motor control circuits
- * Rectifiers in switch mode power supplies (SMPS)
- * Inductive heating
- * Uninterruptible power supplies (UPS)
- * Ultrasonic cleaners and welders

ADVANTAGES

- * Avalanche voltage rated for reliable operation
- * Soft reverse recovery for low EMI/RFI
- * Low I_{RM} reduces:
 - Power dissipation within the diode
 - Turn-on loss in the commutating switch

Marking



Ordering Information

Part Number	Package	Shipping	Marking Code
HUR1520	TO-220AC	50pcs / Tube	HUR1520
HUR1530	TO-220AC	50pcs / Tube	HUR1530
HUR1540	TO-220AC	50pcs / Tube	HUR1540

HUR1520, HUR1530, HUR1540

Soft Recovery Behaviour High-Performance Wide Temperature Range Ultra Fast Recovery Epitaxial Diodes

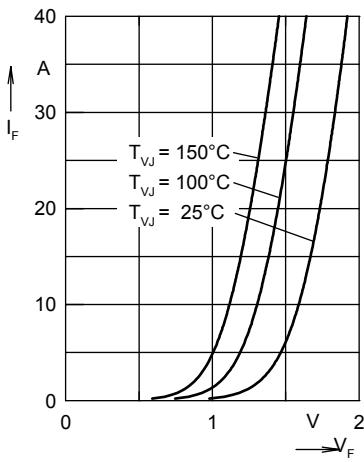


Fig. 1 Forward current I_F versus V_F

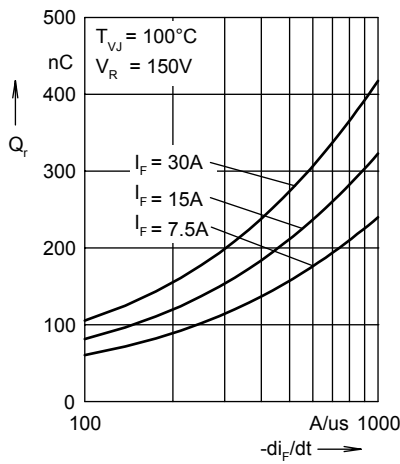


Fig. 2 Reverse recovery charge Q_r versus $-di_F/dt$

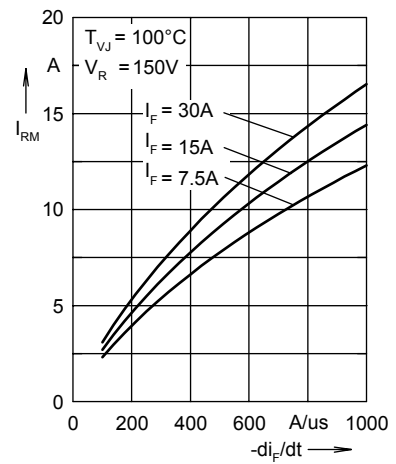


Fig. 3 Peak reverse current I_{RM} versus $-di_F/dt$

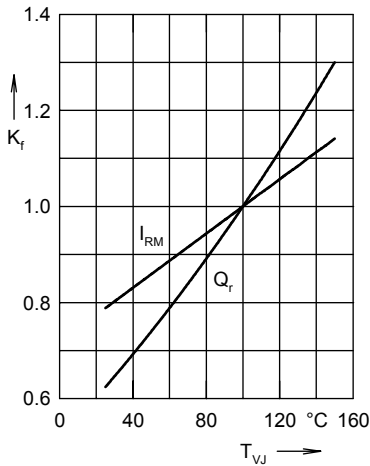


Fig. 4 Dynamic parameters Q_r , I_{RM} versus T_{VJ}

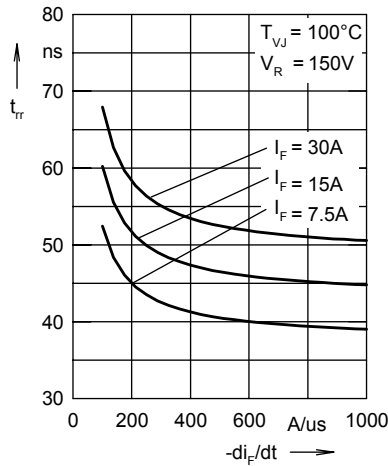


Fig. 5 Recovery time t_{tr} versus $-di_F/dt$

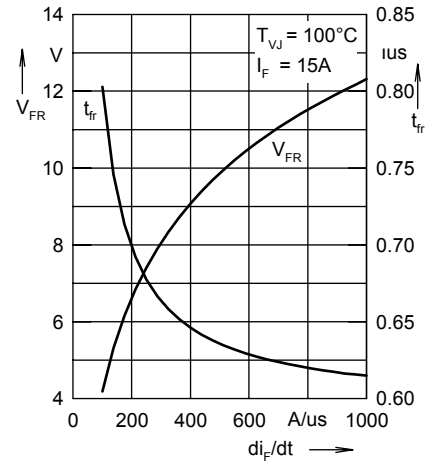


Fig. 6 Peak forward voltage V_{FR} and t_{tr} versus di_F/dt

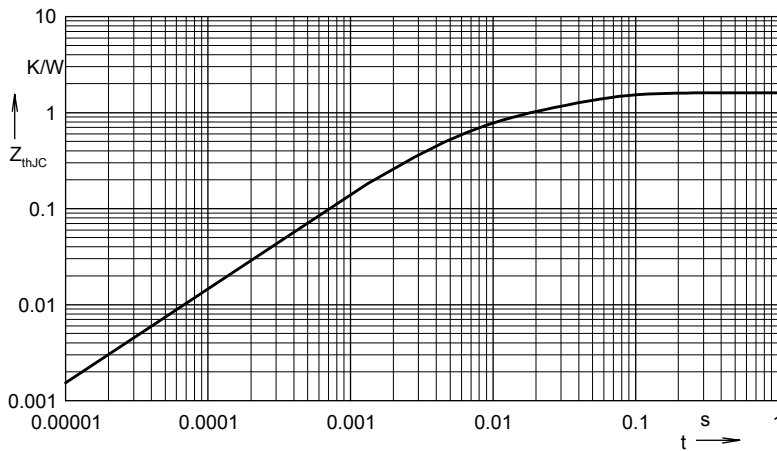


Fig. 7 Transient thermal resistance junction to case

Constants for Z_{thJC} calculation:

i	R_{thi} (K/W)	t_i (s)
1	0.908	0.005
2	0.35	0.0003
3	0.342	0.017