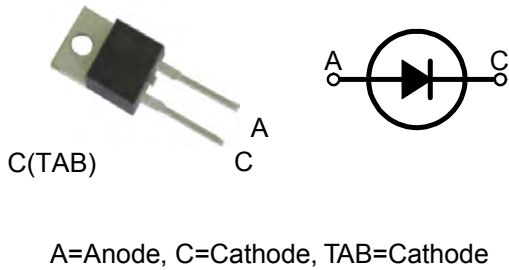
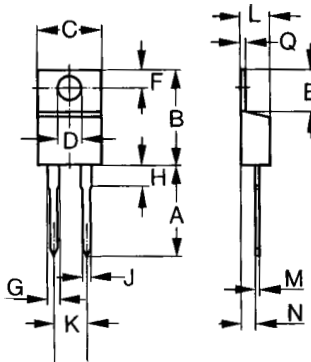


HUR1560

Soft Recovery Behaviour High-Performance Wide Temperature Range Ultra Fast Recovery Epitaxial Diodes



Dimensions TO-220AC



Dim.	Inches		Milimeter	
	Min.	Max.	Min.	Max.
A	0.500	0.580	12.70	14.73
B	0.560	0.650	14.23	16.51
C	0.380	0.420	9.66	10.66
D	0.139	0.161	3.54	4.08
E	2.300	0.420	5.85	6.85
F	0.100	0.135	2.54	3.42
G	0.045	0.070	1.15	1.77
H	-	0.250	-	6.35
J	0.025	0.035	0.64	0.89
K	0.190	0.210	4.83	5.33
L	0.140	0.190	3.56	4.82
M	0.015	0.022	0.38	0.56
N	0.080	0.115	2.04	2.49
Q	0.025	0.055	0.64	1.39

	V_{RSM}	V_{RRM}
	V	V
HUR1560	600	600

Symbol	Test Conditions	Maximum Ratings	Unit
I_{FRMS}		35	A
I_{FAVM}	$T_C=140^\circ\text{C}$; rectangular, $d=0.5$	15	A
I_{FSM}	$T_{VJ}=45^\circ\text{C}$; $t_p=10\text{ms}$ (50Hz), sine	110	A
E_{AS}	$T_{VJ}=25^\circ\text{C}$; non-repetitive; $I_{AS}=1\text{A}$; $L=180\mu\text{H}$	0.1	mJ
I_{AR}	$V_A=1.5 \cdot V_R$ typ.; $f=10\text{kHz}$; repetitive	0.1	A
T_{VJ}		-55...+175	°C
T_{VJM}		175	
T_{stg}		-55...+150	
P_{tot}	$T_C=25^\circ\text{C}$	95	W
M_d	mounting torque	0.4...0.6	Nm
Weight	typical	2	g



HUR1560

Soft Recovery Behaviour High-Performance Wide Temperature Range Ultra Fast Recovery Epitaxial Diodes

Symbol	Test Conditions	Characteristic Values		Unit
		typ.	max.	
I_R	T _{VJ} =25°C; V _R =V _{RRM} T _{VJ} =150°C; V _R =V _{RRM}		100	uA
			0.5	mA
V_F	I _F =15A; T _{VJ} =150°C T _{VJ} =25°C		1.35	V
			2.04	
R_{thJC} R_{thCH}		0.5	1.6	K/W
t_{rr}	I _F =1A; -di/dt=100A/us; V _R =30V; T _{VJ} =25°C	35		ns
I_{RM}	V _R =100V; I _F =25A; -di _F /dt=100A/us; T _{VJ} =100°C		4.9	A

FEATURES

- * International standard package
- * Glass passivated chips
- * Very short recovery time
- * Extremely low switching losses
- * Low I_{RM}-values
- * Soft recovery behaviour
- * RoHS compliant

APPLICATIONS

- * Antiparallel diode for high frequency switching devices
- * Antisaturation diode
- * Snubber diode
- * Free wheeling diode in converters and motor control circuits
- * Rectifiers in switch mode power supplies (SMPS)
- * Inductive heating
- * Uninterruptible power supplies (UPS)
- * Ultrasonic cleaners and welders

ADVANTAGES

- * Avalanche voltage rated for reliable operation
- * Soft reverse recovery for low EMI/RFI
- * Low I_{RM} reduces:
 - Power dissipation within the diode
 - Turn-on loss in the commutating switch

Sirectifier®

HUR1560

Soft Recovery Behaviour High-Performance Wide Temperature Range Ultra Fast Recovery Epitaxial Diodes

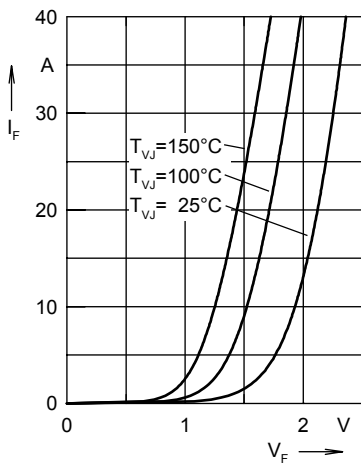


Fig. 1 Forward current I_F versus V_F

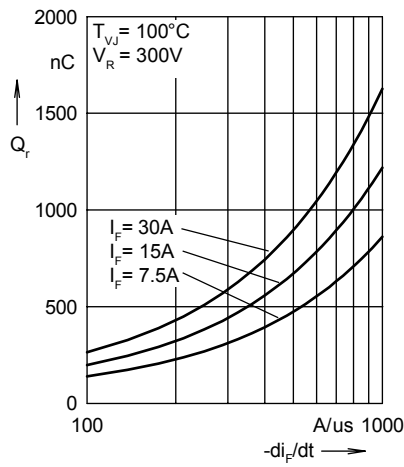


Fig. 2 Reverse recovery charge Q_r versus $-di_F/dt$

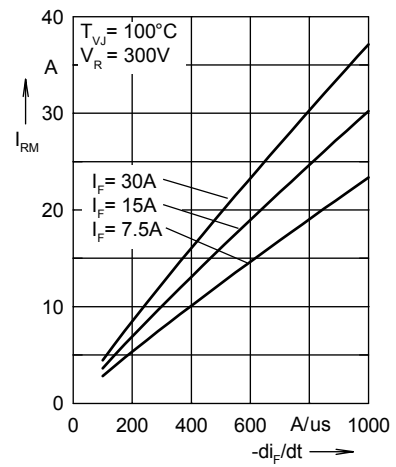


Fig. 3 Peak reverse current I_{RM} versus $-di_F/dt$

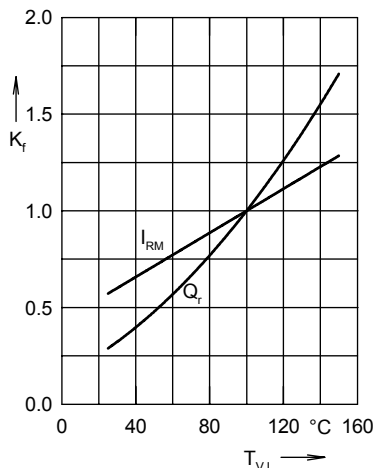


Fig. 4 Dynamic parameters Q_r , I_{RM} versus T_{VJ}

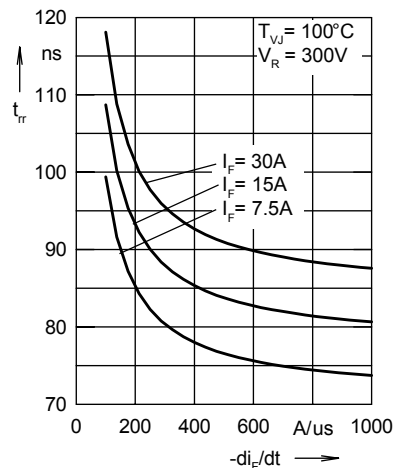


Fig. 5 Recovery time t_{tr} versus $-di_F/dt$

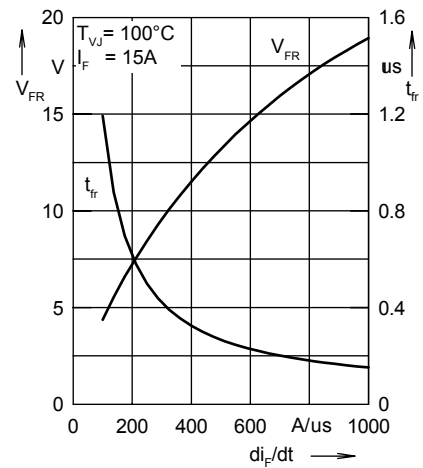


Fig. 6 Peak forward voltage V_{FR} and t_{tr} versus di_F/dt

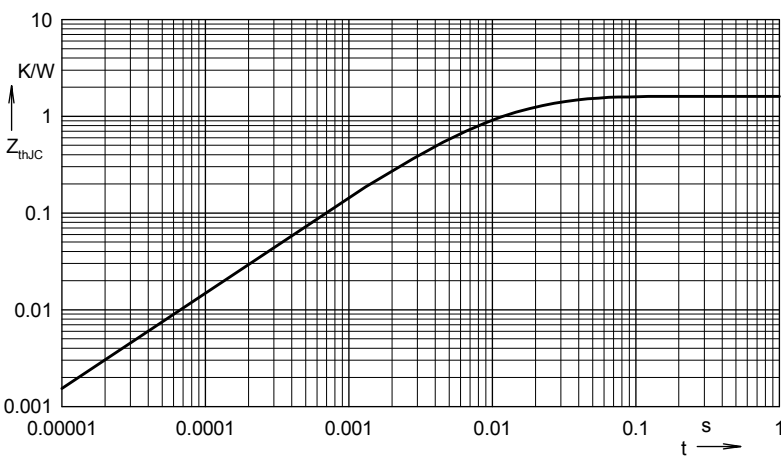


Fig. 7 Transient thermal resistance junction to case

Constants for Z_{thJC} calculation:

i	R_{thi} (K/W)	t_i (s)
1	0.908	0.0052
2	0.35	0.0003
3	0.342	0.017